












2025 REMAX[®] vs. THE INDUSTRY

Choose the brand with outstanding agents, leading brand awareness and an unmatched global presence.



TENNESSEE

Major, Full-Service Brokerage Brands

	Transaction Sides Per U.S. Agent (Large Brokerages) ¹	U.S. Transaction Sides ²	U.S. Brand Awareness (Unaided) ³	Countries & Territories	Offices Worldwide	Agents Worldwide
	11.7	597,770	36.4%	110+	8,735	146,627
	6.2	251,138	3.2%	1	400+	37,144
	6.0	70,092	1.6%	37	2,300	43,200
	5.7	828,875	14.5%	60	1,000	165,000
	5.5	460,374	21.2%	45	2,900	96,300
	5.4	239,787	7.3%	11	1,500	50,000
	5.4	350,119	1.6%	27	N/A	85,000
	5.4	117,860	3.3%	84	1,100	26,100
	5.2	58,230	2.2%	6	400	11,200
	5.0	219,329	30.9%	79	11,000	130,200
	2.6	64,500	0.1%	1	223	25,000

N/A = Data not publicly available.

/// The *greatness* in you.SM ///

This information is not intended as an offer to sell, or the solicitation of an offer to buy, a REMAX franchise. It is for informational purposes only. We or our designated regional franchisor will not offer you a franchise in states or other jurisdictions where registration is required unless and until we or our designated regional franchisor have complied with applicable pre-sale registration requirements in your state (or have been exempted therefrom) and a Franchise Disclosure Document has been delivered to you before the sale in compliance with applicable law. New York residents: This advertisement is not an offering. An offering can only be made by a prospectus filed first with the Department of Law of the State of New York. Such filing does not constitute approval by the Department of Law. Minnesota Reg. No. F-9950. RE/MAX, LLC and RE/MAX Integrated Regions, LLC 5075 S. Syracuse Street, Denver, CO 80237, 1.303.770.5531. ©2025 RE/MAX, LLC. Each Office Independently Owned and Operated.

Data is full-year or as of year-end 2024, as applicable. Except as noted, Better Homes & Gardens, ERA, Sotheby's, Coldwell Banker and Century 21 data is as reported by Anywhere Real Estate Corporation on SEC 10-K, Annual Report for 2024; data for all other competitors is from company websites and industry reports. ¹Unless otherwise noted, U.S. transaction sides per agent are calculated from the T3 Sixty 2025 Real Estate Almanac, citing 2024 transaction sides and agent counts, some of which are estimated by T3 Sixty. ²The transaction totals of some brands include a small number of commercial sides, in addition to residential sides. ³MMR Strategy Group study of unaided awareness among buyers, sellers, and those planning to buy or sell; asked, when they think of real estate brands, which ones come to mind? ©2025 REMAX, LLC. Each Office Independently Owned and Operated. 25_311